

1-480704-9 ✓ ACTIVE

MATE-N-LOK | Universal MATE-N-LOK

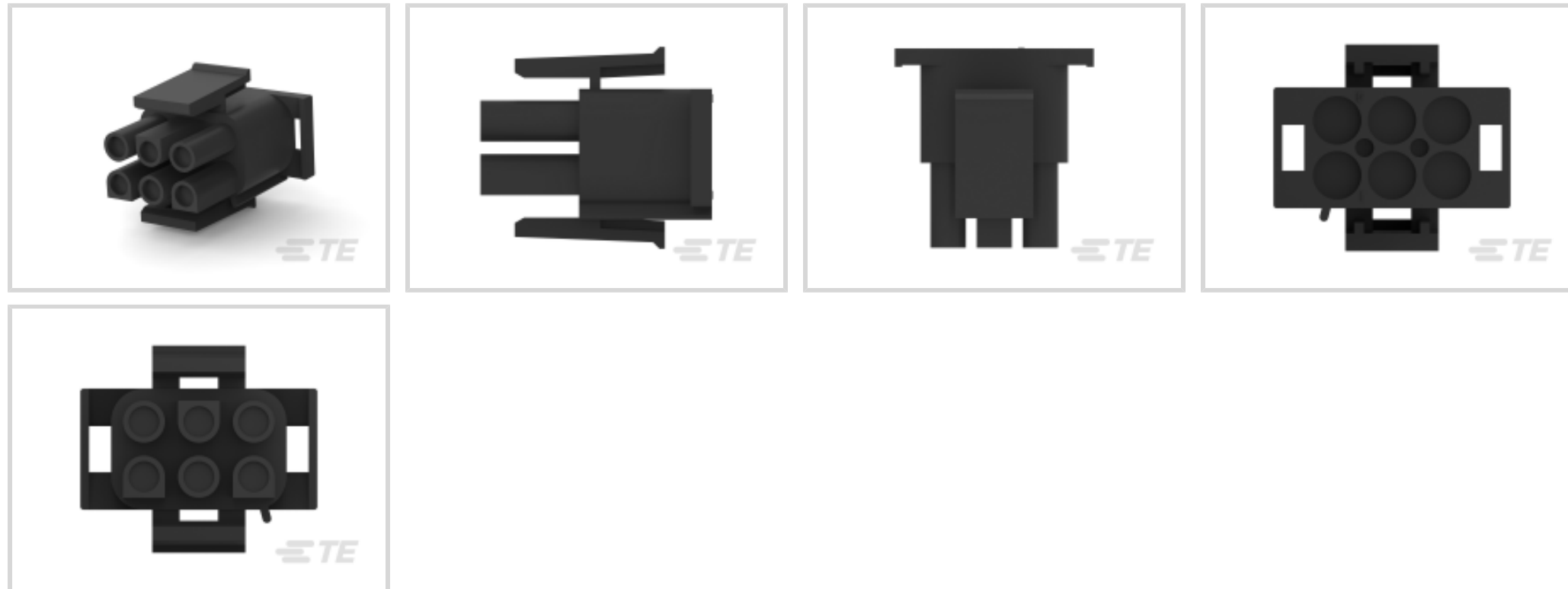
TE Internal #: 1-480704-9

Rectangular Power Connectors, Housing, Plug, Wire-to-Board /
Wire-to-Wire, 6 Position, 6.35 mm [.25 in] Centerline, Wire & Cable,
Universal MATE-N-LOK

[View on TE.com >](#)



Connectors > Power Connectors > Rectangular Power > Rectangular Power Connectors



Rectangular Power Connector Type: **Housing**

Connector & Housing Type: **Plug**

Connector System: **Wire-to-Board, Wire-to-Wire**

Number of Positions: **6**

Centerline (Pitch): **6.35 mm [.25 in]**

Features

Product Type Features

Rectangular Power Connector Type	Housing
Connector & Housing Type	Plug
Connector System	Wire-to-Board, Wire-to-Wire
Sealable	No
Connector & Contact Terminates To	Wire & Cable

Configuration Features

Number of Positions	6
Number of Power Positions	0
Number of Signal Positions	0
Number of Rows	2

Electrical Characteristics

Operating Voltage	600 VAC
-------------------	---------

Contact Features

Multiple Contact Types	Without
------------------------	---------



Contact Layout	Matrix
Contact Retention Within Housing	Without
Contact Type	Socket
Termination Features	
Termination Method to Wire & Cable	Crimp
Mechanical Attachment	
Connector Mounting Type	Cable Mount (Free-Hanging)
Housing Features	
Centerline (Pitch)	6.35 mm [.25 in]
Housing Color	Black
Housing Material	Nylon
Dimensions	
Row-to-Row Spacing	6.35 mm [.25 in] .03 – .09 in
Usage Conditions	
Operating Temperature Range	-55 – 105 °C [-67 – 221 °F]
Operation/Application	
Assembly Integration Feature	Without
Circuit Application	Power & Signal
Industry Standards	
CSA Rating	Certified
UL Flammability Rating	UL 94V-2
Glow Wire Rating	Standard Part - Not Glow Wire
UL Rating	Recognized
Agency/Standard Number	E28476
CSA File Number	LR7189
VDE Tested	Yes
Agency/Standard	CSA, UL
Packaging Features	
Packaging Method	Package
Packaging Quantity	1



Other

For Use With	Appropriate Universal MATE-N-LOK Cap or Header
--------------	--

Product Compliance

[For compliance documentation, visit the product page on TE.com>](#)

















EU RoHS Directive 2011/65/EU	Compliant
EU ELV Directive 2000/53/EC	Compliant
China RoHS 2 Directive MIIT Order No 32, 2016	No Restricted Materials Above Threshold
EU REACH Regulation (EC) No. 1907/2006	Current ECHA Candidate List: JUNE 2022 (224) Candidate List Declared Against: JAN 2021 (211) Does not contain REACH SVHC
Halogen Content	Not Low Halogen - contains Br or Cl > 900 ppm.
Solder Process Capability	Not applicable for solder process capability

Product Compliance Disclaimer





This information is provided based on reasonable inquiry of our suppliers and represents our current actual knowledge based on the information they provided. This information is subject to change. The part numbers that TE has identified as EU RoHS compliant have a maximum concentration of 0.1% by weight in homogenous materials for lead, hexavalent chromium, mercury, PBB, PBDE, DBP, BBP, DEHP, DIBP, and 0.01% for cadmium, or qualify for an exemption to these limits as defined in the Annexes of Directive 2011/65/EU (RoHS2). Finished electrical and electronic equipment products will be CE marked as required by Directive 2011/65/EU. Components may not be CE marked. Additionally, the part numbers that TE has identified as EU ELV compliant have a maximum concentration of 0.1% by weight in homogenous materials for lead, hexavalent chromium, and mercury, and 0.01% for cadmium, or qualify for an exemption to these limits as defined in the Annexes of Directive 2000/53/EC (ELV). Regarding the REACH Regulation, the information TE provides on SVHC in articles for this part number is based on the latest European Chemicals Agency (ECHA) 'Guidance on requirements for substances in articles' posted at this URL: <https://echa.europa.eu/guidance-documents/guidance-on-reach>


Compatible Parts

 <p>TE Part # 640309-6 UMNL PIN 12-10 AU/PHBZ</p>	 <p>TE Part # 350551-6 UMNL SOK 20-14 AU/PHBZ L/P</p>	 <p>TE Part # 350690-2 UMNL PIN 24-18 AUBR L/P</p>	 <p>TE Part # 926902-3 UNIV-MNL SPLIT ST</p>
--	--	---	---


 <p>TE Part # 350550-7 UMNL SOK 20-14 AU/BR L/P</p>	 <p>TE Part # 350690-3 UMNL PIN 24-18 PTPPHBZ L/P</p>	 <p>TE Part # 350689-7 UMNL SOK 24-18 AUBR L/P</p>	 <p>TE Part # 350547-7 UMNL PIN 20-14 AUBR L/P</p>
 <p>TE Part # 350689-2 UMNL SOK 24-18 AUBR L/P</p>	 <p>TE Part # 640310-3 UMNL SOK 12-10 PTPPHBZ</p>	 <p>TE Part # 350689-3 UMNL SOK 24-18 PTPPHBZ L/P</p>	 <p>TE Part # 350690-7 UMNL PIN 24-18 AUBR L/P</p>
 <p>TE Part # 350689-1 UMNL SOK 24-18 PTPBR L/P</p>	 <p>TE Part # 926893-3 UNIV.M-N-L.SOCKET</p>	 <p>TE Part # 350550-6 UMNL SOK 20-14 AU/PHBZ L/P</p>	 <p>TE Part # 350547-3 UMNL PIN 20-14 PTPPHBZ L/P</p>
 <p>TE Part # 350551-7 UMNL SOK 20-14 AU/BR L/P</p>	 <p>TE Part # 350550-2 UMNL SOK 20-14 AU/BR L/P</p>	 <p>TE Part # 770672-1 UMNL PIN 30-26 PTPBR L/P</p>	 <p>TE Part # 350547-6 UMNL PIN 20-14 AU/PHBZ L/P</p>

Also in the Series | **Universal MATE-N-LOK**

 <p>Circular Power Connectors(2)</p>	 <p>Connector Contacts(11)</p>	 <p>Insertion & Extraction Tools(4)</p>	 <p>Power Contacts(207)</p>
---	--	--	--



Rectangular Boots & Strain Relief(35)



Rectangular Connector Adapters(7)



Rectangular Connector Hardware(1)




Rectangular Connector Housings(2)



Rectangular Connector Keying Plugs(3)



Rectangular Connector Locking(4)



Rectangular Connector Seals(26)



Rectangular Power Connectors(728)

Documents

Product Drawings

06P UMNL PLUG HSG BLK

English

CAD Files

3D PDF

English

Customer View Model

[ENG_CVM_1-480704-9_AP.2d_dxf.zip](#)

English

Customer View Model

[ENG_CVM_1-480704-9_AP.3d_igs.zip](#)

English

Customer View Model

[ENG_CVM_1-480704-9_AP.3d_stp.zip](#)

English

3D PDF

3D

Customer View Model

[ENG_CVM_CVM_1-480704-9_CB.2d_dxf.zip](#)

English

Customer View Model

[ENG_CVM_CVM_1-480704-9_CB.3d_igs.zip](#)

English

Customer View Model

[ENG_CVM_CVM_1-480704-9_CB.3d_stp.zip](#)



English

By downloading the CAD file I accept and agree to the [Terms and Conditions](#) of use.

Datasheets & Catalog Pages

[SOFT_SHELL_PIN_SOCKET_CONNECTORS_STANDARD_DENSITY](#)

English

Product Specifications

[Application Specification](#)

English

Product Environmental Compliance

[MD_1-480704-9_122720171223_dmtec](#)

English

[MD_1-480704-9_122720171223_dmtec](#)

English

Instruction Sheets

[Instruction Sheet \(U.S.\)](#)

English

[Instruction Sheet \(U.S.\)](#)

English

Agency Approvals

[CSA Certificate](#)

English